



o/c

9th April, 2012

To,
Department of Corporate Services
Bombay Stock Exchange Limited,
Floor 25, P.J. Towers, Dalal Street,
MUMBAI-400 001

Scrip Code: 522105

Sir/Madam,

Sub: Shareholding Pattern for the quarter ended 31st March, 2012 as per clause 35 of Listing Agreement.

Please find enclosed Shareholding Pattern as per Clause 35 of the Listing Agreement for the quarter ended on 31st March, 2012, in the prescribed format.

Kindly acknowledge the same.


Thanking you,

Yours faithfully,
For Birla Precision Technologies Ltd

Lovelina

Lovelina Faroz
Company Secretary

Encl : a/a



Introductory sub-table (I)(a)

Name of the Company: Birla Precision Technologies Limited

Scrip Code, Name of the scrip, class of security: 522105, Equity Shares

Quarter ended: 31st March, 2012

Partly paid-up shares:-	No. of partly paid-up shares	As a % of total no. of partly paid-up shares	As a % of total no. of shares of the company
Held by promoter/promoter group	0	0	0
Held by public	0	0	0
Total - D	0	0	0


Outstanding convertible securities:-	No. of outstanding securities	As a % of total no. of outstanding convertible securities	As a % of total no. of shares of the company, assuming full conversion of the convertible securities
Held by promoter/promoter group	0	0	0
Held by public	0	0	0
Total - E	0	0	0

Warrants:-	No. of warrants	As a % of total no. of warrants	As a % of total no. of shares of the company, assuming full conversion of warrants
Held by promoter/promoter group	0	0	0
Held by public	0	0	0
Total - F	0	0	0

Total paid-up capital of the company, assuming full conversion of warrants and convertible securities (Grand Total (A+B+C)+ D+E+F)

32027996

100




STATEMENT SHOWING SHAREHOLDING PATTERN IN CLAUSE-35- TABLE (I) A

NAME OF THE COMPANY: BIRLA PRECISION TECHNOLOGIES LIMITED


SCRIP CODE: 522105 QUARTER ENDED: 31.03.2012

CATEGORY CODE (I)	CATEGORY OF SHAREHOLDER (II)	NO OF SHAREHOLDERS (III)	TOTAL NUMBER OF SHARES (IV)	NO OF SHARES HELD IN DEMATERIALIZED FORM (V)	TOTAL SHAREHOLDING AS A % OF TOTAL NO OF SHARES		SHARES PLEDGE OR OTHERWISE ENCUMBERED	
					AS a PERCENTAGE of (A+B) (VI)	As a PERCENTAGE of (A+B+C) (VII)	NUMBER OF SHARES (VIII)	AS a PERCENTAGE (IX)=(VIII)/(IV)*100
(A)	PROMOTER AND PROMOTER GROUP							
(1)	INDIAN							
(a)	Individual /HUF	7	80749	76817	0.25	0.25	0	0.00
(b)	Central Government/State Government(s)	0	0	0	0.00	0.00	0	0.00
(c)	Bodies Corporate	8	17293844	17293844	54.00	54.00	10735000	62.07
(d)	Financial Institutions / Banks	0	0	0	0.00	0.00	0	0.00
(e)	Others	0	0	0	0.00	0.00	0	0.00
	Sub-Total A(1) :	15	17374593	17370661	54.25	54.25	10735000	61.79
(2)	FOREIGN							
(a)	Individuals (NRIs/Foreign Individuals)	0	0	0	0.00	0.00	0	0.00
(b)	Bodies Corporate	0	0	0	0.00	0.00	0	0.00
(c)	Institutions	0	0	0	0.00	0.00	0	0.00
(d)	Others	0	0	0	0.00	0.00	0	0.00
	Sub-Total A(2) :	0	0	0	0.00	0.00	0	0.00
	Total A=A(1)+A(2)	15	17374593	17370661	54.25	54.25	10735000	61.79
(B)	PUBLIC SHAREHOLDING							
(1)	INSTITUTIONS							
(a)	Mutual Funds /UTI	6	1222	191	0.00	0.00		
(b)	Financial Institutions /Banks	36	56741	48568	0.18	0.18		
(c)	Central Government / State Government(s)	0	0	0	0.00	0.00		
(d)	Venture Capital Funds	0	0	0	0.00	0.00		
(e)	Insurance Companies	0	0	0	0.00	0.00		
(f)	Foreign Institutional Investors	0	0	0	0.00	0.00		
(g)	Foreign Venture Capital Investors	0	0	0	0.00	0.00		
(h)	Others	0	0	0	0.00	0.00		
	Sub-Total B(1) :	42	57963	48759	0.18	0.18		
(2)	NON-INSTITUTIONS							
(a)	Bodies Corporate	397	6794030	6781914	21.21	21.21		
(b)	Individuals							
	(i) Individuals holding nominal share capital upto Rs.1 lakh	60367	4980157	4193455	15.55	15.55		
	(ii) Individuals holding nominal share capital in excess of Rs. 1 lakh	8	2707005	2707005	8.45	8.45		
(c)	Others							
	TRUSTS	6	857	857	0.00	0.00		
	NON RESIDENT INDIANS	204	109822	108842	0.34	0.34		
	CLEARING MEMBERS	13	3569	3569	0.01	0.01		
	Sub-Total B(2) :	60995	14595440	13795642	45.57	45.57		
	Total B=B(1)+B(2) :	61037	14653403	13844401	45.75	45.75		
	Total (A+B) :	61052	32027996	31215062	100.00	100.00		
(C)	Shares held by custodians, against which Depository Receipts have been issued:							
	Promoter & Promoter group	0	0	0	0.00	0.00		
	Public	0	0	0	0.00	0.00		
	GRAND TOTAL (A+B+C) :	61052	32027996	31215062	100.00	100.00	10735000	33.52



STATEMENT SHOWING HOLDING OS SECURITIES (INCLUDING SHARES, WARRANTS, CONVERTIBLE SECURITIES) OF PERSONS BELONGING TO THE CATEGORY "PUBLIC" AND HOLDING MORE THAN 1% OF THE TOTAL NUMBER OF SHARES									
(I)(c)(i)	Sr. No.	Name of the shareholder	Number of shares held	Shares as a percentage of total number of shares (i.e., Grand Total (A)+(B)+(C) indicated in Statement at para (I)(a) above}	Details of Warrants		Details of Convertible Securities		Total Shares (including underlying shares assuming full conversion of Warrants and convertible securities as a % of diluted share capital)
					Number of warrants held	As a % total number of warrants of the same class	Number of Convertible Securities held	% w.r.t. total number of convertible securities of the same class	
	1	ALCHEMIST CAPITAL LIMITED	1307949	4.08	0	0	0	0	4.08
	2	PATTON INTERNATIONAL LIMITED	1005700	3.14	0	0	0	0	3.14
	3	SUNIL TALWAR	881545	2.75	0	0	0	0	2.75
	4	CHELSEA INFRASTRUCTURE PVT. LTD.	654635	2.04	0	0	0	0	2.04
	5	HARSHA HITESH JAVERI	400101	1.25	0	0	0	0	1.25
	6	EUSTON DEVELOPERS PVT. LTD.	548000	1.71	0	0	0	0	1.71
	7	HITESH RAMJI JAVERI	400000	1.25	0	0	0	0	1.25
	8	AMLUCKIE INVESTMENT COMPANY LTD.	390853	1.22	0	0	0	0	1.22
	9	SANDEEP SETHI	328136	1.02	0	0	0	0	1.02
	10	INVESTWELL AGENT (P) LTD.	386270	1.21	0	0	0	0	1.21
	11	INDO INVEST VISION LTD.	338881	1.06					1.06
	TOTAL :		6642070	20.74	0	0	0	0	20.74

STATEMENT SHOWING HOLDING OS SECURITIES (INCLUDING SHARES, WARRANTS, CONVERTIBLE SECURITIES) OF PERSONS (together with PAC) BELONGING TO THE CATEGORY "PUBLIC" AND HOLDING MORE THAN 5% OF THE TOTAL NUMBER OF SHARES									
(I)(c)(ii)	SLNO	Name of the shareholder	Number of shares held	Shares as a percentage of total number of shares (i.e., Grand Total (A)+(B)+(C) indicated in Statement at para (I)(a) above}	Details of Warrants		Details of Convertible Securities		Total Shares (including underlying shares assuming full conversion of Warrants and convertible securities as a % of diluted share capital)
					Number of warrants held	As a % total number of warrants of the same class	Number of Convertible Securities held	% w.r.t. total number of convertible securities of the same class	
	1	SHEARSON INVESTMENT & TRADING CO. PVT. LTD.	8742586	27.3	0	0	0	0	27.30
	2	NIRVED TRADERS PVT. LTD.	2943338	9.19	0	0	0	0	9.19
	3	BIRLA INTERNATIONAL PVT. LTD.	2400000	7.49	0	0	0	0	7.49
									0.00
	TOTAL:		14085924	43.98	0	0	0	0	43.98



(I)(d)

Statement showing details of locked-in shares

Sr. No.	Name of the shareholder	Number of locked-in shares	Locked-in shares as a percentage of total number of shares (i.e., Grand Total (A)+(B)+(C) indicated in Statement at para (I)(a) above}
1	NA	0	0
TOTAL		0	0

(II)(a)

Statement showing details of Depository Receipts (DRs)

Sr. No.	Type of outstanding DR (ADRs, GDRs, SDRs, etc.)	Number of outstanding shares	Number of shares underlying outstanding DRs	Shares underlying outstanding DRs as a percentage of total number of shares (i.e., Grand Total (A)+(B)+(C) indicated in Statement at para (I)(a) above}
1	NA	0	0	0
TOTAL		0	0	0



(II)(b) Statement showing Holding of Depository Receipts (DRs), where underlying

Sr. No.	Name of the DR Holder	Type of outstanding DR (ADRs, GDRs, SDRs, etc.)	Number of shares underlying outstanding DRs	Shares underlying outstanding DRs as a percentage of total number of shares (i.e., Grand Total (A)+(B)+(C) indicated in Statement at para (I)(a) above)
1	NA		0	0
TOTAL				0

